

Safety Warning

Before installation, please read the "Safety Warning" to ensure proper installation of product.

■ In the event of improper installation, the possible situations that may occur leading to harm of the user are stated below.

警告	Column with the following tag indicates content that may lead to death or serious injuries.	注意	Column with the following tag indicates content that may lead to injuries and product damage.
-----------	---	-----------	---


	This tag indicate content that should be avoided.		Please carry out all actions that is denoted with this tag.
---	---	---	---

警告 About Installation


Please do not install products on non-reinforced walls. Risk of product dropping may occur.


 * Please ensure that product is not installed on hollow wall structure before installation.


* Corresponding door thickness for this product is listed in the product specification section below.

 After installation, please check product once more to make sure it has been firmly secured.
 If product is not installed firmly, product might wobble and there will be a risk of product falling, resulting in injuries.


警告 About Product Usage


 Please do not use product for unintended purpose and/or application. Product failure may result in injuries.

 Load heavier than the stated load capacity may result in product failure and risk of injuries.

 Please do not subject product to load capacity and impact force larger than what is stated. Product failure may occur and result in injuries.

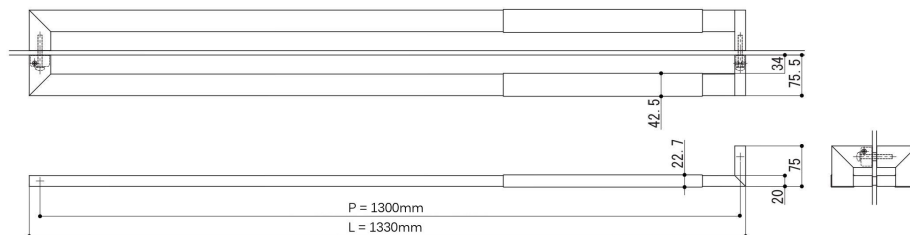
注意 About Product Maintenance

 Wipe away all stains of cosmetics and/or medicinal products when found. Long-term stains may result in colour change and/or corrosion and lead to product failure and injuries.

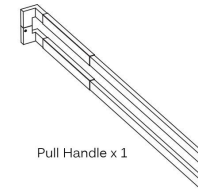
 Leather portion of handle: Please refer to Leather-Wrapped product manual.
 Metal portion of handle: Wipe with soft, dry cloth. When necessary, wipe with damp cloth with mild detergent (5-10% dilution).
 *Avoid Gasoline (Benzin), thinner, alcohol, acidic/alkali-based detergent and cleansers.

Product Specification

Type	Door Pull Handle
Product Code	DG-083
Material	Calf Leather & Stainless Steel
Product Dimension	1330 x 75 x 75.5mm
Load Capacity	588N (60kgf)
Door Thickness	40 ~ 50mm (For M8 x 110 installation screws)
Door Hole Dimension	Ø10 (2 places)
Glass Door Thickness	8 ~ 12mm (For M8 x 60 installation screws)
Glass Hole Dimension	Ø16 (2 places)



Package Contents



Pull Handle x 1



Installation Instruction Sheet x 1

Rubber Tube x 2
(For glass doors)M8 x 110
Installation Screw x 2

Installation Procedure

- 1) Remove assembly screws and M8 x 60 installation screws and separate Main Body A and B from the connector.
- 2) Align Main Body B and connector to the installation holes and fix them in place with M8 x 110 installation screws and spring washers provided.
 (For glass installation, please insert rubber tubes into hole opening before fixing Main Body B)
- 3) Cover connector with Main Body A and secure in place with assembly screws.

